

SaunaConnect LTE





1. Introduction



This document is an assembly and configuration manual for a router with a remote control module (ZXX-W, ZXX-W2) and a sauna controller from the ZXX/CXX/CmXX series. Before starting the installation, it is essential to read the safety rules described and detailed in the sauna controller manual. Instructions can be downloaded from the website <https://ffes.pl/dobrania/>

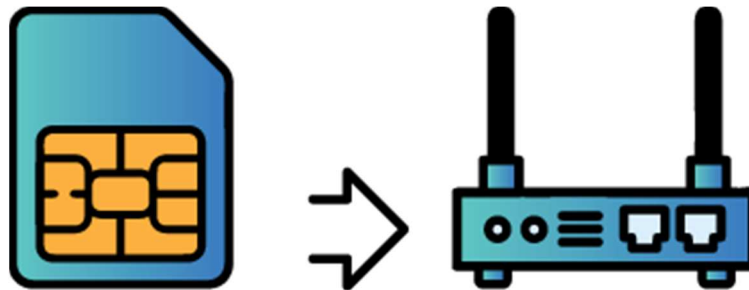
After completing the SaunaConnect LTE configuration, pair the device with the sauna remote control module. This process is described in chapter 8 of the above-mentioned manual.

2. Set composition






Position	Name	Quantity	photo
1	Stationary router	1	
2	SIM card	1	
3	Wire RJ-45	1	
4	AC adapter	1	

3. Assembly sequence

- Place the router in a safe place, away from weather conditions,
- Make sure the card included in the kit is installed in the device,



- Connect the router to the power supply using the AC adapter,

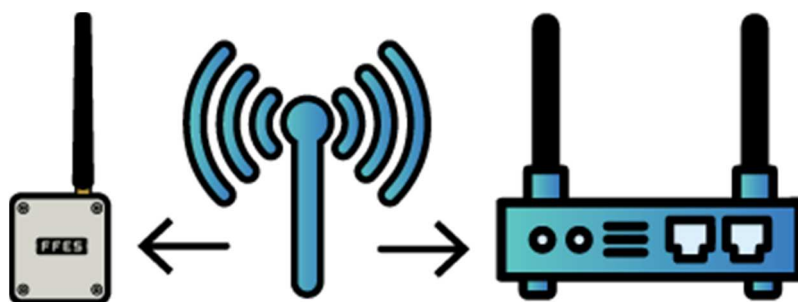
Icon on device	Status LED	Description	Comments
 (Power)	On	The system has been successfully started	
	Flash	System startup or firmware update in progress	
	Off	The power is off	
 (Wi-Fi)	On	The wireless function is enabled	
	Flash	WPS connection in progress. This may take up to 2 minutes	
	Off	The wireless function is disabled	
 (Internet)	On	The router is connected to the Internet	
	Off	No Internet connection	
 (LAN)	On	At least one LAN port is connected to the device when it is turned on	Applies to module only ZXX-W2
	Off	No LAN port is connected to the device when it is turned on	
	On	Indicates the signal strength that the router received from the mobile phone Internet. More lit bars mean better signal strength	
	Off	No mobile internet signal	

- Install the FFES Sauna application on your phone

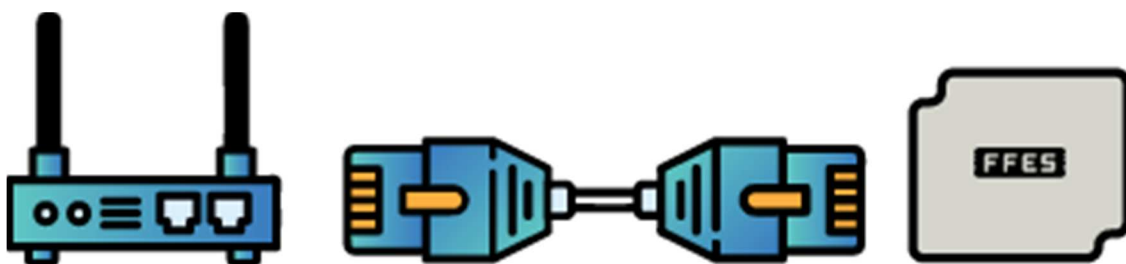


- Pair the device with the remote control module:

- In the case of the **ZXX-W** module (Wi-Fi connection), please follow the instructions of the sauna controller,



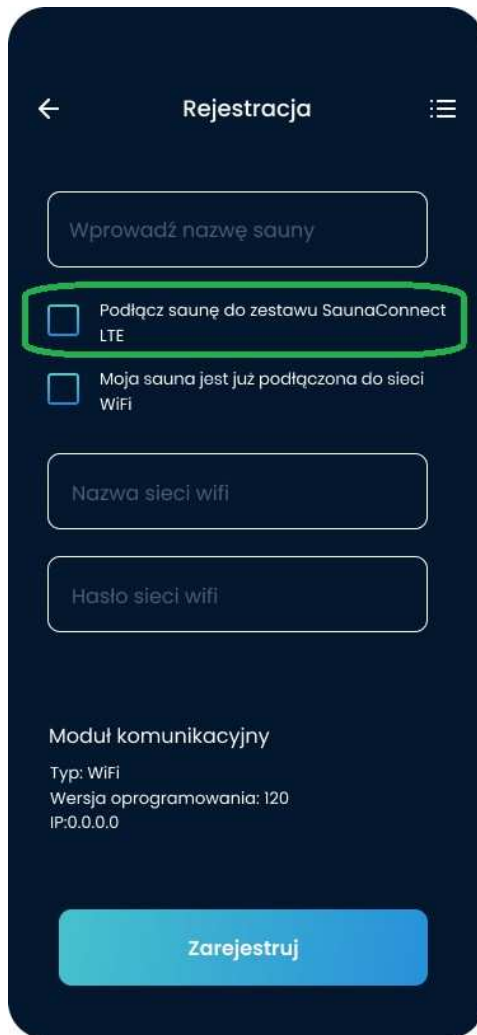
- In the case of the **ZXX-W2** module (connection via cable), the process is simplified.



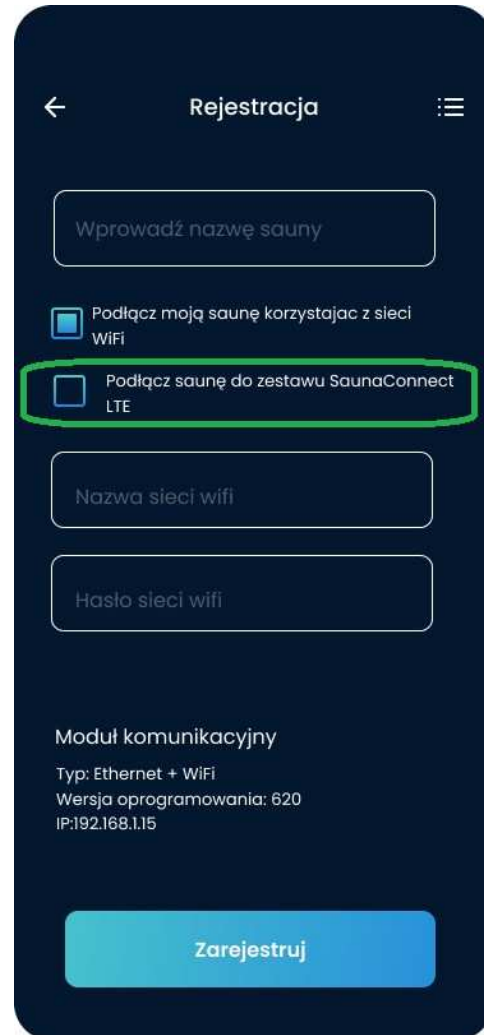
3. Register the device in the application

When registering the device in the FFES Sauna application, depending on the ZXX-W or ZXX-W2 module you have, select the appropriate option:

ZXX-W



ZXX-W2



4. Limitations

The SIM card provides a limited data package necessary for the proper operation of the FFES Sauna application.

It is not recommended to connect any other devices to the SaunaConnect LTE modem.

Failure to follow the recommendations may result in communication being blocked in a given monthly billing period due to the exhaustion of the available data package.